

LED TROFFER LIGHT



Wattages: 20W,25W,30W,34W,38W,45W

MESLA
ENERGY



WATT/CCT
SELECTABLE

The Troffer LED Lighting Series can be widely used for Indoor Excellent for Offices, Hallways, Multipurpose Rooms , Office Buildings, Conference Rooms,super market, store and many other applications.



Features:

- Energy efficient: save up to 80% in energy costs
- High lumen output
- Mercury-free
- Instant-on light
- 50,000 hours at 70% lumen maintenance rated life
- CCT:3500-5000K
- 5 years manufacturer warranty
- Compatible with most Lutron and Leviton dimmers

Packaging information:

❖**14TRF202530W27-3545K:**
1230MMX307MMX113MM(2Pcs/CTN)
(48.4" X12.1" X4.4")

❖**22TRF202530W27-3545K:**
617MMX610MMX123MM(2Pcs/CTN)
(24.3" X24.0" X4.8")

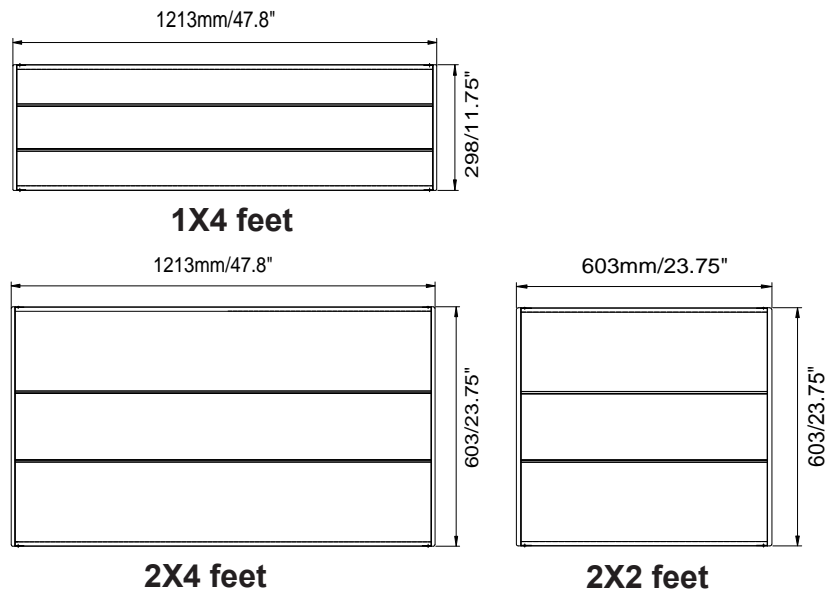
❖**24TRF343845W27-3545K:**
1227MMX610MMX123MM(2Pcs/CTN)
(48.3" X24.0" X4.8")

SPECIFICATION			
TYPE	14TRF202530W27-3545K	22TRF202530W27-3545K	24TRF343845W27-3545K
WATTAGE	20W/25W/30W	20W/25W/30W	34W/38W/45W
LUMEN	2500 lm/3125 lm/3750lm	2500 lm/3125 lm/3750lm	4250 lm/4758 lm/5715lm
EFFICACY	> 125 lm/W		
CCT	3500K,4000K,5000K		
CRI	> 80		
INPUT VOLTAGE	AC120-277V		
LIGHTING ANGLE	119°		
DIMMABLE	1-10V		
LED TYPE	SMD2835		
PF	> 0.98		
DRIVER EFFICIENCY	> 90%		
PROTECTION LEVEL	Damp		
LIFE TIME	> 75000 hours		
WARRANTY	5 year limited		

LED TROFFER LIGHT

Wattages: 20W,25W,30W,34W,38W,45W

DIMENSION:



Specifications:

Troffer-14/22/24

Length: 1213MM/603MM/1213MM
(47.8"/23.75"/47.8")

Width: 298MM/603MM/603MM
(11.75"/23.75"/23.75")


Depth: 50MM/54MM/54MM(2.0"/2.13"/2.13")

Weight: 7.7/6.8/11.4(lbs)

Mounting:

- ❖ Embedded installation.

CONTROL MODULE:



WATT/CCT
SELECTABLE


LED TROFFER LIGHT

Wattages: 20W,25W,30W,34W,38W,45W

ACCESSORIES: (Option)



BLD-YT15D-XXX
15W Emergency Backup
Battery LED Driver



NEW Fixture Whips

CONTROL (SOLD SEPARATELY)



BRI810-B-M10-BLE
Bluetooth Microwave
Motion Sensor



RC100
Remote
Controller

ACCESSORIES: (Option)



2X2 feet SURFACE MOUNT KIT



2X4 feet SURFACE MOUNT KIT



1X4 feet SURFACE MOUNT KIT

ORDERING INFORMATION:

EXAMPLE:

14TRF202530W27-3545K/22TRF202530W27-3545K/24TRF343845W27-3545K

14	TRF	202530	27	3545
SIZE	PRODUCT	POWER	VOLTAGE	CCT
14 - (1X4feet) 22 - (2X2feet) 24 - (2X4feet)	TRF Led Troffer Light	202530/343845 20W/25W/30W 34W/38W/45W	27 AC120-277V	3545 3500K/4000K/5000K

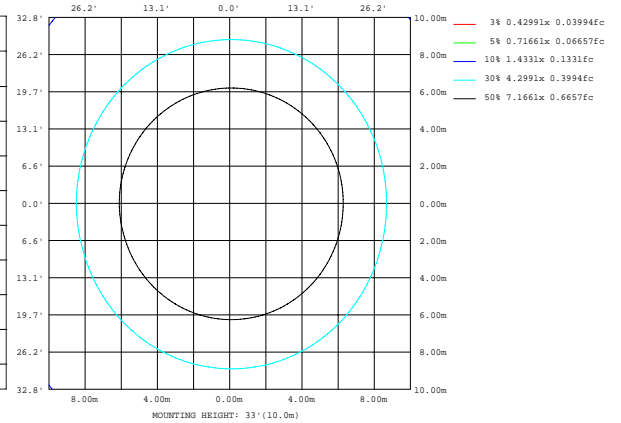

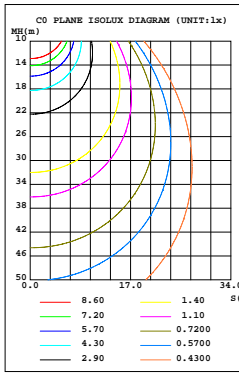
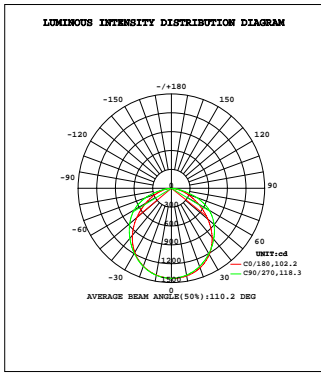
LED TROFFER LIGHT

Wattages: 20W,25W,30W,34W,38W,45W

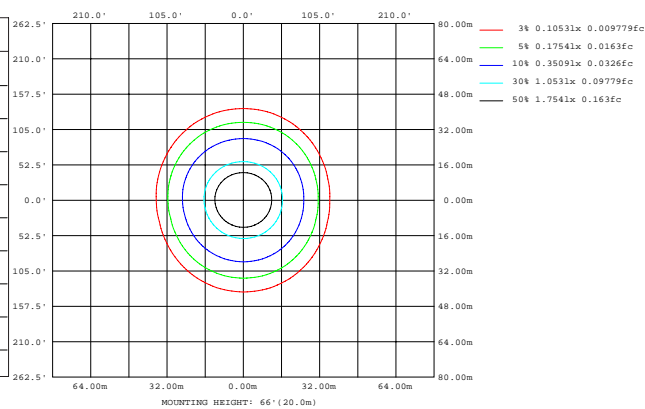

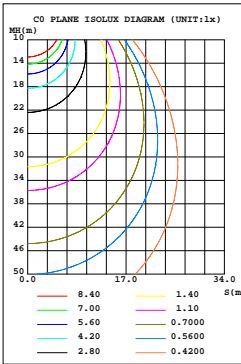
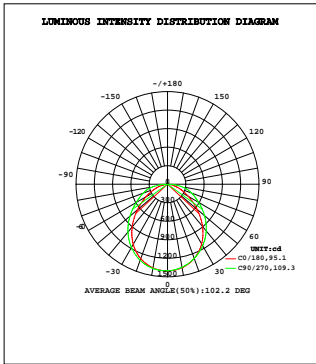
PHOTOMETRICS:

For complete IES files, please visit our website.

14TRF202530W27-3545K (30W&3500K)



22TRF202530W27-3545K (30W&3500K)



24TRF343845W27-3545K (45W&3500K)

