

# LED Uplight Parking Garage Canopy Series

Wattages: 45W, 70W, 90W



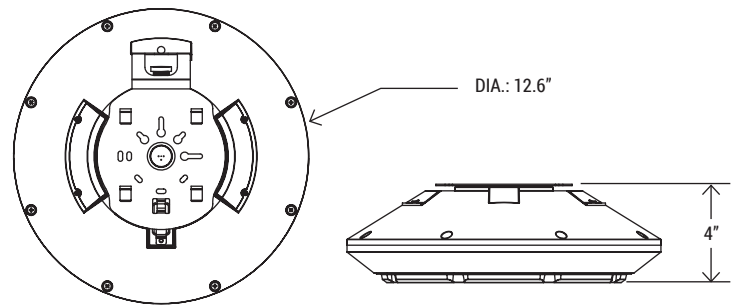
LED Uplight Parking Garage Canopy Lighting series can be widely used in indoor or outdoor lighting (wet location), like parking garages, mechanical or electronic processing workshops, storage warehouses, steel mills, gas stations, toll booth, waiting rooms, the platforms of railway station, indoor stadiums and flower cultivating tents etc.



## FEATURES

- LED high luminous efficiency and long working life.
- High efficiency LED Driver, the wide range input voltage AC120-277V.
- Die-cast aluminum cooling design, high quality and better cooling for LED  $T_j < 85^{\circ}\text{C}$ .
- Excellent optics design, greatly improve the light utilization and evenness.
- Photocell, motion sensor control available (Optional)

## DIMENSION



SPECIFICATION			
WATTAGE	45W	70W	90W
LUMEN	6300 lm	9800 lm	12600 lm
UPLIGHT (%)	8.9%	11.4%	14.8%
EFFICACY	140 lm/W	140 lm/W	140 lm/W
CCT	4000K, 5000K		
CRI	70		
INPUT VOLTAGE	AC120-277V		
BEAM ANGLE	156°		
POWER FACTOR	0.90		
DRIVER EFFICACY	90%		
DIMMING	1-10V dimming		
LIFE SPAN	over 50,000 hrs		
WORKING TEMPERATURE	-22°F ~ 113°F		
STORAGE TEMPERATURE	-40°F ~ 176°F		
OUTDOOR RATING	Wet location		
CABLE	3 core, 18AWG (0.3m)		
WARRANTY	5 year limited		

# LED Uplight Parking Garage Canopy Series

Wattages: 45W, 70W, 90W



## EMERGENCY BACK-UP (SOLD SEPARATELY)

## CONTROL (SOLD SEPARATELY)



**BLD-CM20N-480800-8W**  
8W Emergency Backup Battery  
LED Driver

**JL-413C**  
Photocell control for  
Uplight Garage Canopy

**BRI810-B-M8**  
Mounts in an outdoor lighting  
fixture and provides multi-level  
control based on motion and/or  
daylight contribution

**RC**  
Remote Controller

## ORDERING INFORMATION

EXAMPLE:

**WSD-UPGC45W27-XXK-Z[D, W, B, S]-Y[BLANK, P]-E[BLANK, M]**

WSD	UPGC	45W	27	YYK	Z	Y	E
COMPANY	PRODUCT	WATTAGE	VOLTAGE	CCT	FINISH	CONTROL 1	CONTROL 2
WSD LED INC	UPGC (Up Light Garage Canopy)	45W - (45W) 07W - (70W) 09W - (90W)	27 (AC120-277V)	40K - (4000K) 50K - (5000K)	D - (Dark Bronze) W - (White) B - (Black) S - (Silver)	P - (Photocell)	M - (Motion Sensor)

# LED Uplight Parking Garage Canopy Series

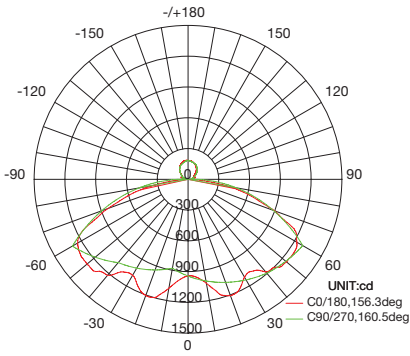
Wattages: 45W, 70W, 90W

## PHOTOMETRICS

For complete IES files, please visit our website.

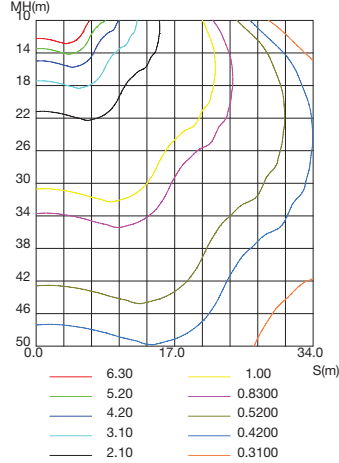
### WSD-UPGC45W27-40K

LUMINOUS INTENSITY DISTRIBUTION DIAGRAM



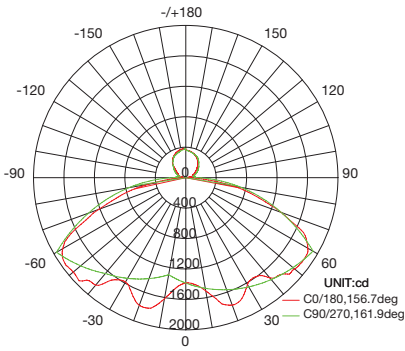
AVERAGE BEAM ANGLE(50%):158.4 DEG

C0 PLANE ISOLUX DIAGRAM (UNIT:lx)



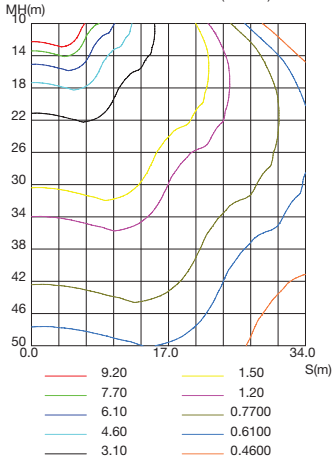
### WSD-UPGC07W27-40K

LUMINOUS INTENSITY DISTRIBUTION DIAGRAM



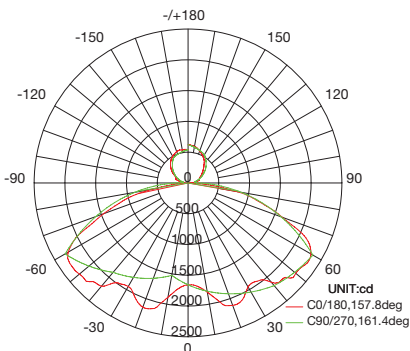
AVERAGE BEAM ANGLE(50%):159.3 DEG

C0 PLANE ISOLUX DIAGRAM (UNIT:lx)



### WSD-UPGC09W27-50K

LUMINOUS INTENSITY DISTRIBUTION DIAGRAM



AVERAGE BEAM ANGLE(50%):159.6 DEG

C0 PLANE ISOLUX DIAGRAM (UNIT:lx)

